

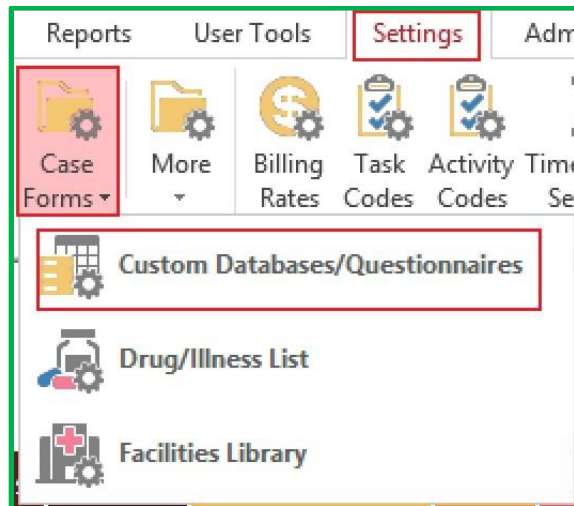
Workers' Compensation

Version 11 and higher

TrialWorks gives you the ability to keep track of information regarding a Workers Compensation Claim. To access this feature, the Workers Compensation Form must be on the case Client Tab.

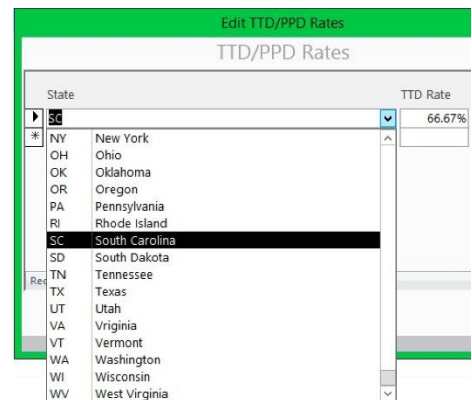
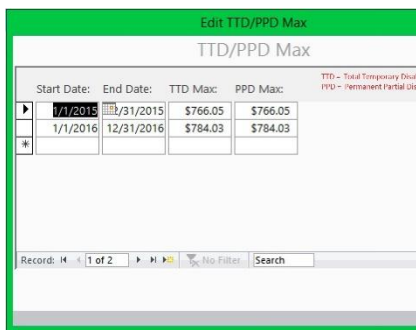
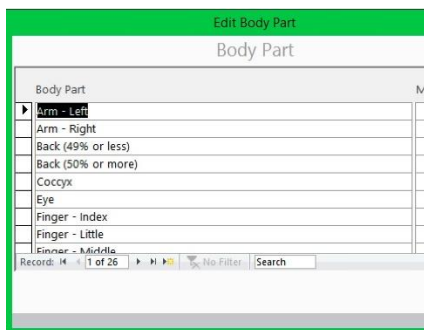
Finding Workers' Compensation Forms

Settings > Case Forms > Custom Databases/Questionnaires



Review / Edit the Libraries

There are three libraries you can edit: (1) Edit Body Parts; (2) Edit TTD/PPD Max; and (3) Edit TTD/PPD Rates by State. See images below:



TrialWorks LLC

Tel 305.357.6500
Fax 305.357.6499

1550 Madruga Ave, Ste 508
Coral Gables, FL 33146

<http://www.trialworks.com>
training@trialworks.com



Once you access the Workers Compensation Detail Window – You will be presented with the following three tabs: (1) Workers' Compensation; (2) Calculations; and (3) Permanent Disability.

1. **Workers Compensation:** Enter Employment information including Occupation, Hourly Rates, Duties, etc.

Start Date	End Date	Total	# of Hours	Hourly Rate	Written/Oral	Return	Sec10	Light Duty	Full Duty	Off Again	Terminated	Suspended
6/25/1993	8/10/2017	1259	40	\$32.50	Written/Oral	<input checked="" type="checkbox"/>	<input checked="" type="checkbox"/>					

2. **Calculations:** This Tab will calculate the Average Weekly Rate (AWW) x Compensation Rate (CR) and then calculate the amount that the Workers Compensation Commission will reimbursement for weekly earnings. These calculations are based off of the settings determined in the Workers Compensation Libraries (See, Libraries section above.)



Worker's Compensation

Worker's Compensation Calculations Permanent Disability

Calculations State: SC

Client: [Dropdown]

AWW: \$1,000.00
 TTD: \$666.67
 PPD: \$666.70

TTD Periods: Start Date: 8/26/2016 End Date: 11/12/2016

Time Totals: # Weeks: 11 # Days: 2

Other: Employment Sec. Comm. Wage Rpts: [Dropdown] Temp. Partial Disability Rate: [Input] %

Disability:

Body Part	Maximum	Weeks	%	Disability	Date
Shoulder - Left	300	150	50	\$100,005.00	

TTD Calculations:

TTD Claimed: \$7,523.85
 TTD Paid: \$5,500.00
 TTD Owed: \$2,023.85
 TTD Over: \$0.00

Additional Amounts/Reductions:

Amount	Description
\$15,000.00	Agreed for loss of OT Pay

Totals:

Subtotal: \$100,005.00
 Additional: \$15,000.00
 Grand Total: \$115,005.00

- Permanent Disability:** Keep track of your client's permanent disability, as well as any offset amounts entitled by the Social Security Administration.

 - Impairment:** Enter the impairment for one or more Medical Provider(s), Impairment Rating, and Impairment Body Part the percentage that has been agreed to (if different) and Maximum Medical Improvement (MMI) Date. If there are multiple body parts and/or Impairment to the entire Body and new entry will appear once you have completed entering in the information for the first body part.



Generating Reports

The above information can be used in your letter, forms and documents by using the bookmarks associated with this feature.

Below are the Workers Compensation Bookmarks. Please note that if you use the Workers' Compensation bookmarks – you must include the “hidden” bookmark at the top of your document to bring in this information.

Bookmark	All Tabs	Pulls from
AccidentReportedDate	All	Workers' Comp
AccidentReportedTime	All	Workers' Comp
AccidentReportee	All	Workers' Comp
AgreedImpairment	All	Workers' Comp
AverageWeeklyWage	All	Workers' Comp
AWW	All	Workers' Comp
AwwIns	All	Workers' Comp
BirthPlace	All	Workers' Comp
CompRate	All	Workers' Comp
CR	All	Workers' Comp
CRIns	All	Workers' Comp



DisabilityRate	All	Workers' Comp
EmploymentSecCommWageRpt	All	Workers' Comp
ImpairmentBodyPart	All	Workers' Comp
ImprovementDate	All	Workers' Comp
PresentValueOfPTD	All	Workers' Comp
RaisedPlace	All	Workers' Comp
SSOffsetAmt	All	Workers' Comp

